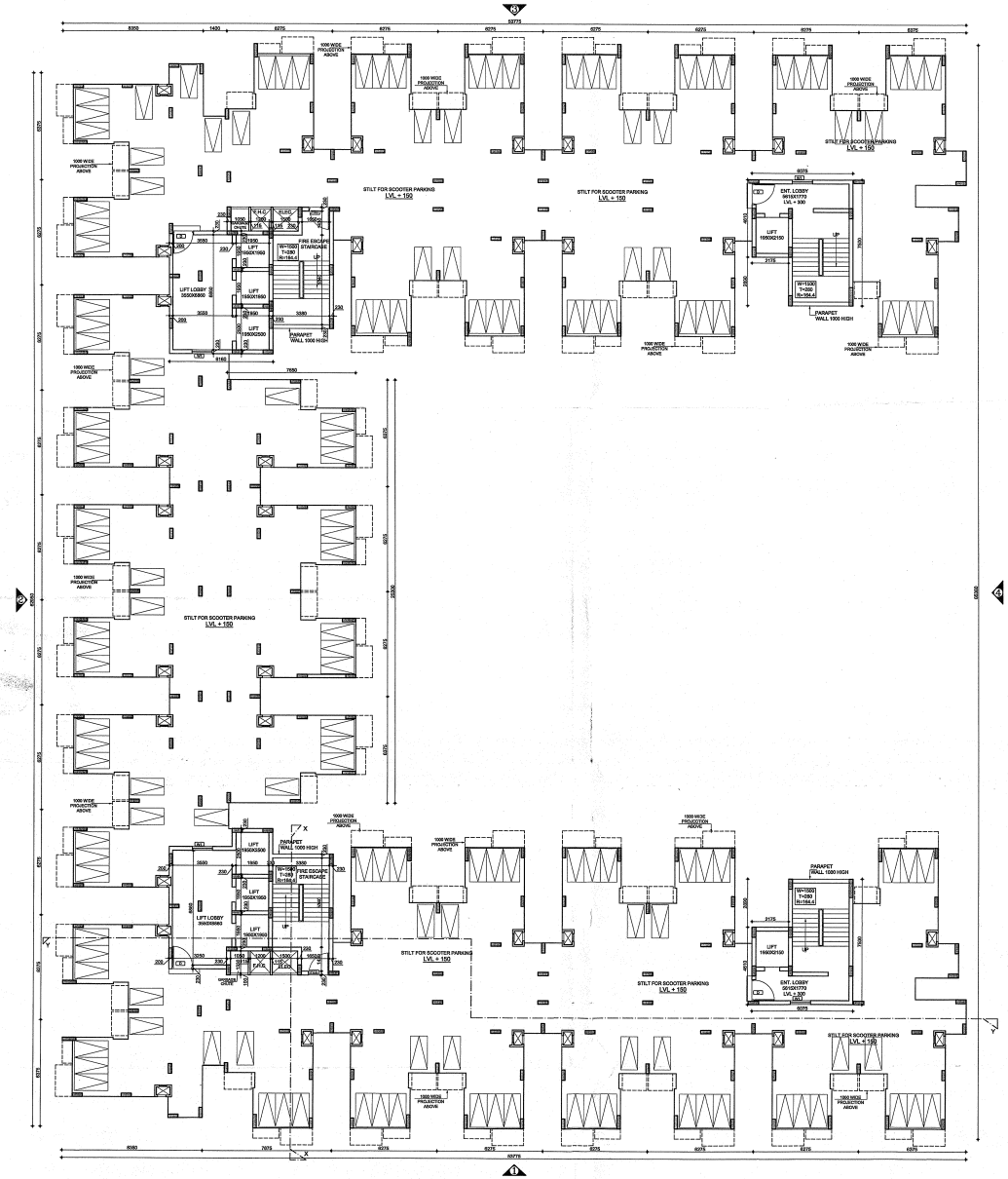
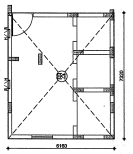
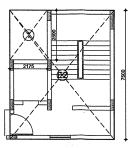


STILT/GROUND FLOOR PLAN



CIRCULATION AREA- 1



CIRCULATION AREA- 2

AREA DETAIL OF ENT. LOBBY - EL1								
=	EL1							
=	90.182	SQ.M.						
EL1 =	6.160	X	7.320	X	2	=	90.182	SQ.M.

AREA DETAIL OF ENT. LOBBY (INCLUDING STAIRCASE) - EL2								
=	EL2 - (DEDUCTIONS)							
=	91.125	-	12.572					
=	78.554	SQ.M.						
EL2 =	6.075	X	7.500	X	2	=	91.125	SQ.M.
	DETAILS OF DEDUCTIONS							
1 =	2.175	X	2.890	X	2	=	12.572	SQ.M.
TOTAL AREA OF ENT. LOBBY (EL1 + EL2)						=	168.736	SQ.M.

NOTES:-

1. ALL DIMENSIONS ARE IN MILLIMETERS UNLESS NOTED OTHERWISE.
2. WRITTEN DIMENSIONS ARE TO BE FOLLOWED.
3. ANY DISCREPANCY IN THE DRAWINGS SHALL BE BROUGHT TO THE NOTICE OF THE ARCHITECTS.
4. THIS DRAWING SHALL BE READ IN CONJUNCTION WITH OTHER RELEVANT DRAWINGS.

SLIDING DOORS / DOOR-WINDOWS						
SLNO	TYPE	SIZE (W X H)	LOCATION	SILL	LINTEL	MATERIAL
1.	SDW	1500X2100	DRAWING-BALCONY	300	2400	UPVC
2.	SDW	1500X1500	BED ROOM-BALCONY	750	2400	UPVC

DOOR SCHEDULE						
SLNO	TYPE	SIZE(W X H)	LOCATION	SILL	LINTEL	MATERIAL
1.	FDS	1250X2100	FIRE DOORS	00	2350	ASI SPEC.
2.	ST	1250X2100	STAIRCASE	00	2350	ASI SPEC.
3.	DOT	1000X2100	MAIN DOOR	00	2350	SHIN MOLLADI
4.	DD	900X2100	BED ROOM	00	2350	SHIN MOLLADI
5.	TD	750X2100	TOILET	00	2350	SHIN MOLLADI

WINDOW & VENTILATOR SCHEDULE						
SLNO	TYPE	SIZE (W X H)	LOCATION	SILL	LINTEL	
1.	SW	1200X1500	BED ROOM/LOBBY	750	2400	UPVC
2.	SW	900X1500	KITCHEN	1050	2400	UPVC
3.	SW	600X1500	TOILET (FRONT)	1550	2400	UPVC
3.	SW	600X1500	TOILET (REAR)	1550	2400	UPVC

For Kohinoor Estates Pvt. Ltd.
H-53, 1st Floor, G...
Com... Road,
New... U.P.

Job Title : PROPOSED GROUP HOUSING SHAHPUR-BAMHETA,GHAZIABAD(UP) ON KHASRA NO.:- 2243, 2244, 2246, 2247, 2375, 2377, 2378, 2379, 2380, 2381, 2382, 2383, 2384, 2385, 2388, 2396, 2399, 2400, 2401, 2402,2403, 2406, 2407, 2410, 2411, 2422.

Owner : UTILITY ESTATE PVT. LTD & OTHERS G-79 PREET VIHAR, DELHI - 110092

DRAWING TITLE: STILT/GROUND FLOOR PLAN & AREA DETAILS (TOWER - C)

ARCHITECT: For N+U Design Studio, Kiran Hingnikar, Architect, CA/2008/37538

OWNER: For Utility Estates Private Limited, Authorised Signatory/Director

SCALE: 1:100

DWG. NO. SUB/C/01 | 11

PROJECT TEAM: NUPC

DATE:

NORTH:

ARCHITECTS: N+U DESIGN STUDIO, Architecture • Project Management, Urban Planning • Product Design

A - 245 , OKHLA PHASE - I, NEW DELHI - 110020, INDIA
Telephone : +91-11-26816614 / 15
Fax : +91-11-26818013
E.Mail : info@nplusu.in
Website : www.nplusu.in

© N+U Design Studio
This drawing/design is property of N+U Design Studio, No part of this may be reproduced or implemented in any form without prior permission inwriting from Architects. Any person doing so, shall be liable to criminal prosecution and civil claims for damages.