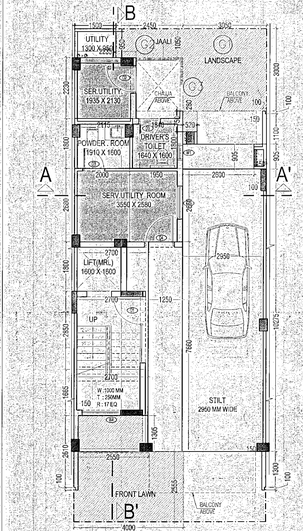
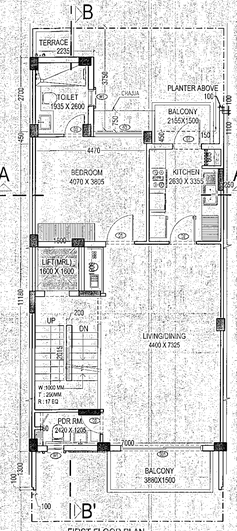
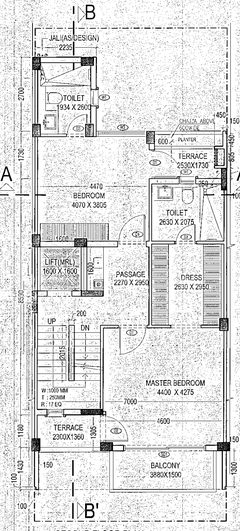


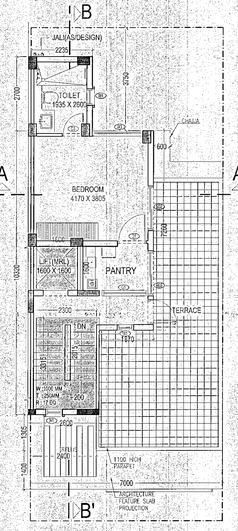
STILT AT GROUND LEVEL PLAN



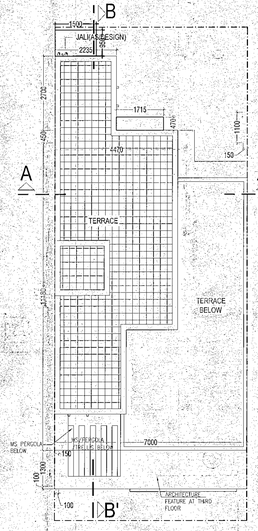
FIRST FLOOR PLAN



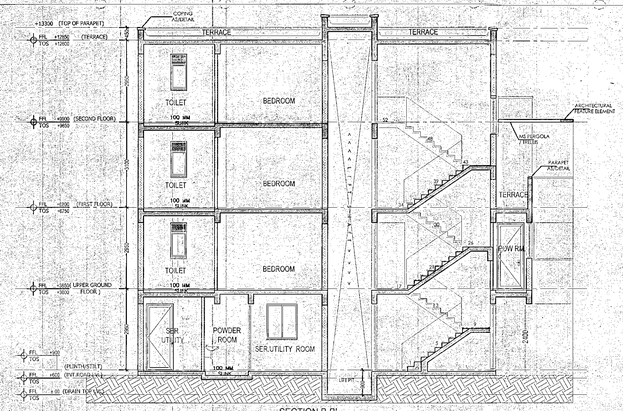
SECOND FLOOR PLAN



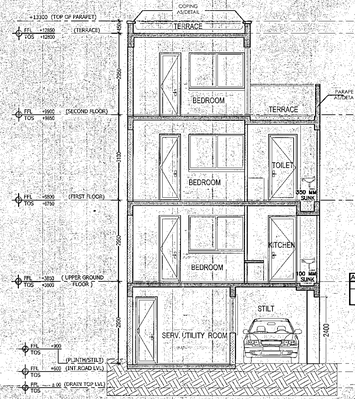
THIRD FLOOR PLAN



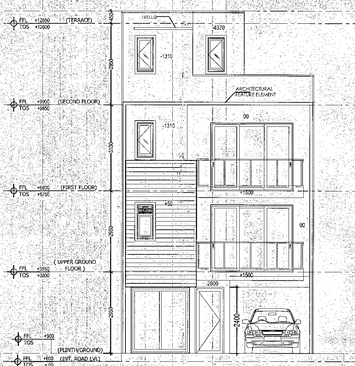
TERRACE FLOOR



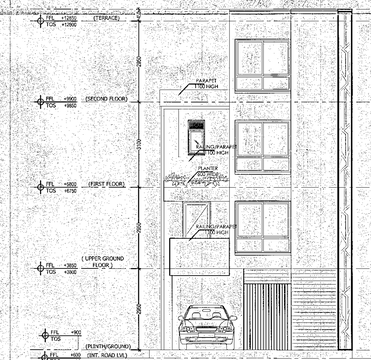
SECTION B-B'



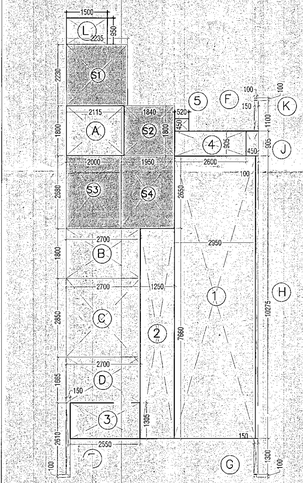
SECTION A-A'



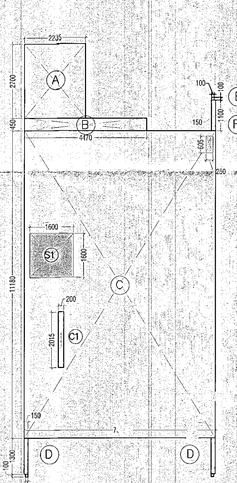
FRONT ELEVATION



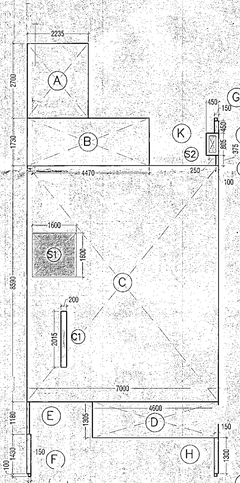
REAR ELEVATION



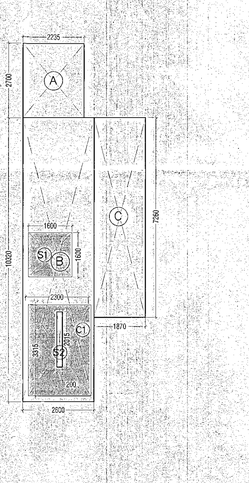
GROUND FLOOR AREA DIAGRAM



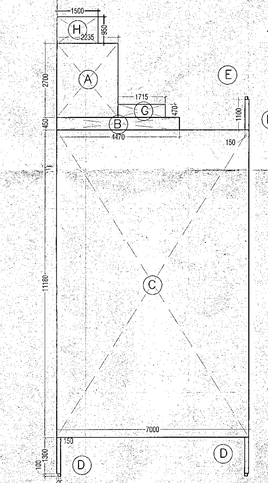
FIRST FLO AREA DIAGRAM



SECOND FLOOR AREA DIAGRAM



THIRD FLOOR AREA DIAGREAM



TERRACE FLOOR AREA DIAGRAM

STILT AT GROUND LEVEL F.A.R AREA – VILLA V3 (150 SQ. YARD)						
NO.	TYPE	WIDTH (in mm)	LENGTH (in mm)	Nos.		AREA in SqM
COVERED AREA ON FLOOR ADDITIONS						
A	RECTANGLE	1800	2115	1		3.807
B	RECTANGLE	1650	2700	1		4.455
C	RECTANGLE	2650	2700	1		7.155
D	RECTANGLE	2100	1665	1		3.496
E	RECTANGLE	2610	100	1		0.392
F	RECTANGLE	100	100	3		0.030
G	RECTANGLE	150	1300	1		0.195
H	RECTANGLE	100	10275	1		1.028
J	RECTANGLE	450	905	1		0.407
K	RECTANGLE	150	1100	1		0.165
L	RECTANGLE	950	1500	1		1.425
TOTAL ADDITIONS (A)						24.499
15% FAR AREA						
S1	RECTANGLE	2235	2220	1		4.964
S2	RECTANGLE	1600	1840	1		3.312
S3	RECTANGLE	2680	2000	1		5.360
S4	RECTANGLE	1950	2680	1		5.198
TOTAL 15% FAR AREA (B)						18.82
STILT AREA						
1	RECTANGLE	2950	10275	1		30.311
2	RECTANGLE	1750	7600	1		9.515
3	RECTANGLE	2200	1505	1		3.328
4	RECTANGLE	2520	905	1		2.353
5	RECTANGLE	505	450	1		0.234
TOTAL STILT AREA (D)						45.801
F.A.R AREA ON STILT FLOOR C = A						24.499

FIRST FLOOR F.A.R AREA – VILLA V3 (150 SQ. YARD)						
NO.	TYPE	WIDTH (in mm)	LENGTH (in mm)	Nos.		AREA in SqM
COVERED AREA ON FLOOR ADDITIONS						
A	RECTANGLE	2235	2700	1		6.035
B	RECTANGLE	4470	450	1		2.012
C	RECTANGLE	7000	11180	1		78.260
D	RECTANGLE	1300	150	2		0.390
E	RECTANGLE	100	100	3		0.030
F	RECTANGLE	1100	150	1		0.165
TOTAL ADDITIONS (A)						86.892
CUTOUTS						
C1	RECTANGLE	2015	200	1		0.403
TOTAL CUTOUT AREA (B)						0.403
15% FAR AREA						
S1	RECTANGLE	1600	1600	1		2.560
S2	RECTANGLE	605	250	1		0.151
TOTAL 15% FAR AREA (C)						2.71
F.A.R AREA ON FIRST. FLOOR (D) = A-(B+C)						83.778

SECOND FLOOR F.A.R AREA – VILLA V3 (150 SQ. YARD)						
NO.	TYPE	WIDTH (in mm)	LENGTH (in mm)	Nos.		AREA in SqM
COVERED AREA ON FLOOR ADDITIONS						
A	RECTANGLE	2235	2720	1		6.079
B	RECTANGLE	4470	1730	1		7.733
C	RECTANGLE	7000	8590	1		60.130
D	RECTANGLE	4600	1305	1		6.003
E	RECTANGLE	1180	100	1		0.118
F	RECTANGLE	150	1430	1		0.215
G	RECTANGLE	100	100	3		0.030
H	RECTANGLE	1300	150	1		0.195
J	RECTANGLE	375	100	1		0.038
K	RECTANGLE	895	450	1		0.362
L	RECTANGLE	150	450	1		0.068
TOTAL ADDITIONS (A)						80.970
CUTOUTS						
C1	RECTANGLE	2015	200	1		0.403
TOTAL CUTOUTS (B)						0.403
15% FAR AREA						
S1	RECTANGLE	1600	1600	1		2.560
S2	RECTANGLE	605	250	1		0.151
TOTAL 15% FAR AREA (C)						2.711
F.A.R AREA ON SECOND FLOOR (D) = A-(B+C)						77.856

THIRD FLOOR F.A.R AREA – VILLA V3 (150 SQ. YARD)						
NO.	TYPE	WIDTH (in mm)	LENGTH (in mm)	Nos.		AREA in SqM
COVERED AREA ON FLOOR ADDITIONS						
A	RECTANGLE	2235	2700	1		6.035
B	RECTANGLE	2600	10320	1		26.832
C	RECTANGLE	1870	7260	1		13.576
TOTAL ADDITIONS (A)						46.443
CUTOUTS						
C1	RECTANGLE	2015	200	1		0.403
TOTAL CUTOUTS (B)						0.403
15% FAR AREA						
S1	RECTANGLE	1600	1600	1		2.560
S2	RECTANGLE	2300	3315	1		7.625
TOTAL 15% FAR AREA C						10.18
TOTAL 15% FAR AREA D=C-B						9.78
F.A.R AREA ON THIRD FLOOR (E) =A-(B+C)						35.855

GROUND COVERAGE – VILLA V3 (150 SQ.YARD)						
NO.	TYPE	WIDTH (in mm)	LENGTH (in mm)	Nos.		AREA in SqM
COVERED AREA ON FLOOR ADDITIONS						
A	RECTANGLE	2235	2700	1		6.035
B	RECTANGLE	4470	450	1		2.012
C	RECTANGLE	7000	11180	1		78.260
D	RECTANGLE	1300	150	2		0.390
E	RECTANGLE	100	100	3		0.030
F	RECTANGLE	1100	150	1		0.165
G	RECTANGLE	470	1715	1		0.806
H	RECTANGLE	950	1500	1		1.425
TOTAL ADDITIONS (A)						89.122
TOTAL GROUND COVERAGE (B) = A						89.122

AREA DETAILS OF VILLA V3 (150 SQ.YARD)					
S.NO.	FLOOR	GROUND COVERAGE AREA (Sq.M.)	15% FAR AREA (Sq.M.)	CUT OUT AREA (Sq.M.)	FAR AREA (Sq.M.)
1	STILT AREA	89.122	10.624		24.456
2	FIRST FLOOR		2.711	0.403	83.778
3	SECOND FLOOR		2.711	0.403	77.856
4	THIRD FLOOR		9.782	0.403	35.855
	TOTAL	89.122	34.028	1.209	221.588

TOTAL AREA DETAILS OF THIS TYPE OF VILLA				
S.NO.	AREA TYPE	NO. OF VILLA	AREA OF 1 VILLA	TOTAL AREA
1	GROUND COVERAGE	13	89.122	1158.587
2	F.A.R		221.988	2885.838
3	15% F.A.R AREA		34.028	442.358
4	STILT AREA		45.801	595.413

GREEN AREA						
G1	RECTANGLE	3000	3050	1		9.150
G2	RECTANGLE	1050	2450	1		2.573
G3	RECTANGLE	750	520	1		0.390
G4	RECTANGLE	2555	4000	1		10.220
TOTAL GREEN AREA (A)						22.333
PARKING AREA						
STILT AREA AT GROUND LEVEL						45.801
TOTAL PARKING AREA (A)						45.801

ARCHITECTURAL FEATURE ELEMENT AREA					
F1	RECTANGLE	7600	1200	1	9.600
F2	RECTANGLE	2600	1200	1	3.132
TOTAL ARCHITECTURAL FEATURE ELEMENT AREA (A)					12.932

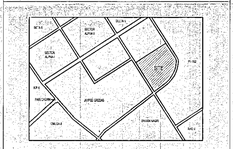
OPENING SCHEDULE					
SNO.	NOMENCLATURE	WIDTH	HEIGHT	CILL	LINTEL
1	SD1	3000	2450	00	2400
2	SD2	1630	2450	00	2400
3	D1	1050	2150	00	2150
4	D2	1000	2150	00	2150
5	D3	800	2150	00	2150
6	D4	1100	2150	00	2150
7	W1	600	1350	1050	2400
8	W2	1200	1350	1050	2400
9	W3	1935	2050	350	2400
10	G1	1650	2400	000	2400

Notes

THIS DRAWING IS APPLICABLE FOR VILLA V3–
2,3,6,28,34,40,46,52,58,70,75,83,86,
TOTAL NUMBER = 13

Greater Noida Industrial Dev. Authority
Plan No. P-3/869/2015-28/10/2016

Key Plan



Architects Signature

Labib Alam, Architect
Council of Architecture
Registration No.: CA/2001/27447

Owner's Signature

M/S AR LANDCRAFT LLP
Authorised Signatory

Clients

M/S AR Landcraft LLP

Services Consultant

Consummate Engineering Services (P) Ltd.
Noida Office : B - 67, Sector - 67, Noida - 201 301
e mail : mail@cesplin

Architects

ARCOP ASSOCIATES
A-15, PAMPOSH ENCLAVE
New Delhi-110 048

Project title

PROPOSED RECREATIONAL ENTERTAINMENT PARK AT PLOT NO. REP.1 SECTOR - 27 GREATER NOIDA,(U.P.) BELONGING TO M/S A R LANDCRAFT LLP

Drawing Title

VILLA V3 (150SQ. YD.)
PLAN,SECTION,ELEVATION & AREA CHART (TYPE–6)

Job No.		Drawing No.
Drawn	Checked	A–09E
ASHOK	LABIB	
Date	Scale	Revisions
04.10.2016	1:100	0

Sheet A1